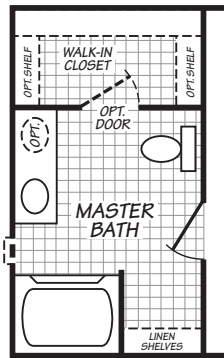
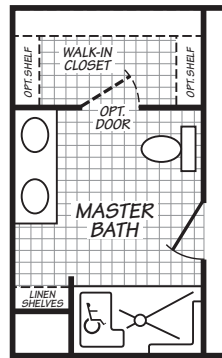


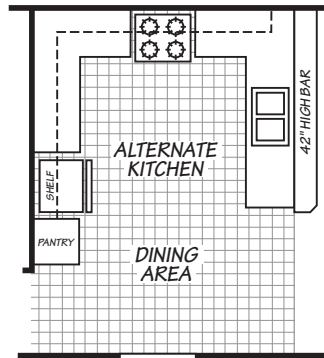
OPT. TILE SHOWER



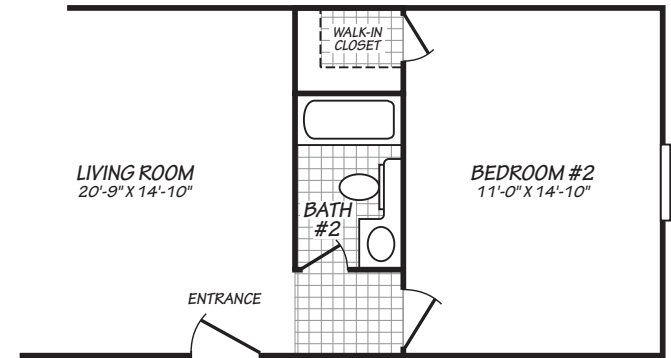
OPT. LUXURY TUB



OPT. ADA SHOWER



ALTERNATE KITCHEN  
DINING AREA



OPTIONAL TWO BEDROOM (AVAILABLE IN WIND ZONE 1 & 2 ONLY)

## MODEL 16763N

3 Bedroom • 2 Bath • 1,178 Square Feet

©2017 FLEETWOOD HOMES INC. ALL RIGHTS RESERVED

Important: Because we continually update and modify our products, it is important for you to know that our brochures and literature are for illustrative purposes only. **ILLUSTRATIONS MAY SHOW OPTIONAL FEATURES.** All information contained herein may vary from the actual home we build. Dimensions are nominal length and width measurements are from exterior wall to exterior wall. We reserve the right to make changes at any time, without notice or obligation, in prices, colors, materials, specifications, features and models. Please check with your retailer for specific information about the home you select.



WE/240/NOV17  
PFS APPROVAL\_5/31/17

